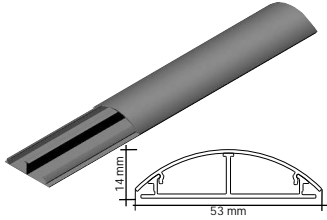
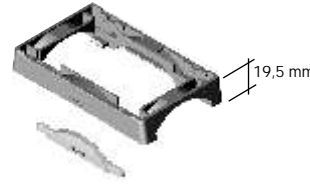




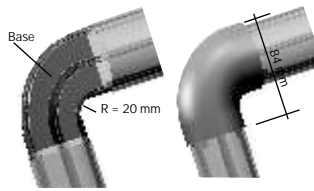
DUTO SLIM E CONEXÕES




Acabamento	Duto Slim	Ref. Reymaster
Natural	DS 19000	31094
Bege	DS 19020	sob consulta
Cinza Tex.	DS 19030	21263
Branco	DS 19040	30678
Aluminio	DS 19080	sob consulta
Outras Cores	DS 19090	sob consulta



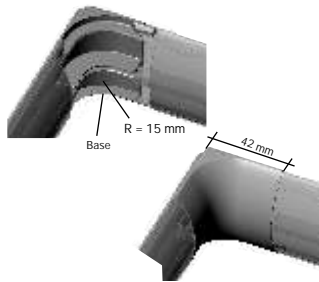
Acabamento	Duto Slim	Ref. Reymaster
Bege	DS 19120	sob consulta
Marron	DS 19127	sob consulta
Caramelo	DS 19129	sob consulta
Cinza	DS 19130	21262
Branco	DS 19140	31100



Acabamento	Duto Slim	Ref. Reymaster
Natural	DS 19200	31095
Bege	DS 19220	sob consulta
Marron	DS 19227	sob consulta
Caramelo	DS 19229	sob consulta
Cinza Tex.	DS 19230	21261
Branco	DS 19240	31096
Aluminio	DS 19280	sob consulta
Outras Cores	DS 19290	sob consulta



Acabamento	Duto Slim	Ref. Reymaster
Natural	DS 19300	31097
Bege	DS 19320	sob consulta
Marron	DS 19327	sob consulta
Caramelo	DS 19329	sob consulta
Cinza Tex.	DS 19330	21264
Branco	DS 19340	30680
Aluminio	DS 19380	sob consulta
Outras Cores	DS 19390	sob consulta



Acabamento	Duto Slim	Ref. Reymaster
Natural	DS 19400	30799
Bege	DS 19420	sob consulta
Marron	DS 19427	sob consulta
Caramelo	DS 19429	sob consulta
Cinza Tex.	DS 19430	21265
Branco	DS 19440	30679
Aluminio	DS 19480	sob consulta
Outras Cores	DS 19490	sob consulta



Acabamento	Duto Slim	Ref. Reymaster
Bege	DS 19525	sob consulta
Marron	DS 19527	sob consulta
Caramelo	DS 19529	sob consulta
Cinza	DS 19535	21266
Branco	DS 19545	31098

PORTA EQUIPAMENTOS

