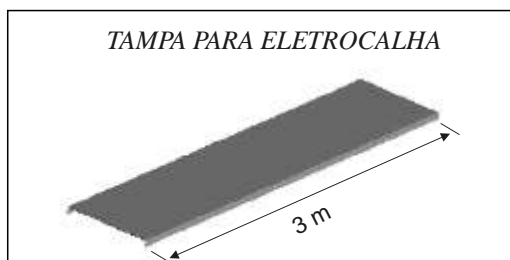
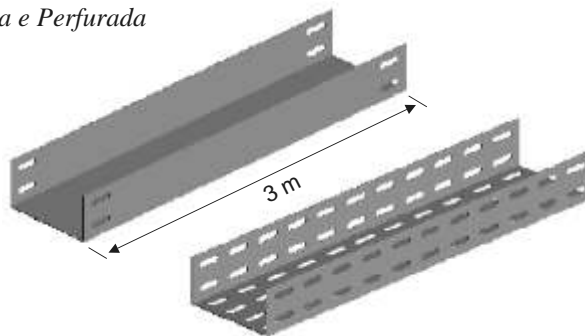


ELETROCALHA TIPO "U"
Lisa e Perfurada



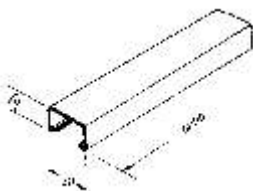
TAMPA PARA ELETROCALHA

REF. REYMASTER	CÓDIGO LISA	REF.	CHAPA	EMB.	PESO
5398	93.76.21	50	CH 24	04	1,018
11553	93.76.23	75	CH 24	04	1,480
4730	93.76.22	100	CH 24	04	1,814
4731	93.76.24	150	CH 24	02	2,560
4732	93.76.25	200	CH 24	02	3,300
4733	93.76.26	300	CH 22	01	0,605
sob consulta	93.76.27	400	CH 22	01	7,932
sob consulta	93.76.28	500	CH 22	01	9,816

REF.	LISO	REF. REYMASTER LISO	PERF.	REF. REYMASTER PERF.
50x50	838901	5397	938031	9224
75x50	sob consulta	sob consulta	938032	11233
75x75	sob consulta	sob consulta	938033	9223
100x50	838904	4650	938034	32098
100x75	sob consulta	sob consulta	938905	23578
100x100	838906	11060	938906	11059
150x50	838907	5323	936733	33067
150x75	sob consulta	sob consulta	938908	11232
150x100	838909	18439	938909	30702
200x50	838910	5332	938910	7347
200x75	sob consulta	sob consulta	sob consulta	sob consulta
200x100	838912	4651	938912	4648
300x50	838913	21385	938913	sob consulta
300x75	sob consulta	sob consulta	sob consulta	sob consulta
300x100	838915	7452	938915	4649

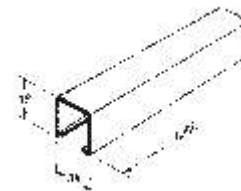
Medidas em mm / Peso em Kg

PERFILADO LISO
19x38mm x 6m



REF. REYMASTER	CÓDIGO	CHAPA	EMB.	PESO
sob consulta	93.65.31	14	01	7,44
sob consulta	93.65.32	16	01	5,92

PERFILADO LISO
38x38mm x 6m



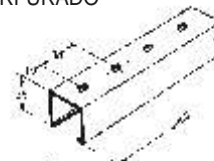
REF. REYMASTER	CÓDIGO	CHAPA	EMB.	PESO
sob consulta	93.65.21	14	01	10,75
sob consulta	93.65.22	16	01	8,60

PERFILADO PERFURADO
19x38mm x 6m



REF. REYMASTER	CÓDIGO	CHAPA	EMB.	PESO
sob consulta	93.65.11	CH 14	01	7,44
sob consulta	93.65.12	CH 16	01	5,92
sob consulta	93.65.13	CH 18	01	4,76
sob consulta	93.65.14	CH 20	01	3,62
1228	93.65.15	CH 22	01	3,05

PERFILADO PERFURADO
38x38mm x 6m



REF. REYMASTER	CÓDIGO	CHAPA	EMB.	PESO
sob consulta	93.65.01	CH 14	01	10,75
1231	93.65.02	CH 16	01	8,60
7729	93.65.03	CH 18	01	6,95
14146	93.65.05	CH 20	01	5,33
22983	93.65.06	Mil.	01	4,52